



# Thimbles & Friends Quilt Guild Newsletter

Volume 17 • Issue 6

February 2018

## Inside This Issue

1. From the Chair
2. Free Fabric!
3. Meeting Dates
4. Retreat 2019
5. UFO Challenge
6. Charity Quilt Information
7. Open Sew Day
8. Out and About
9. Thomas Fire Blocks
10. Retreat 2018

## Board and Committee Members 2017-2018

**Chair:** Tracey Philips

**Vice-Chair:** Jeanne Aurelio

**Treasurer:** Joanne Donovan

**Treasurer Assistant:** Cathy Hodges

**Secretary:** Pamela Kinsman

**Charity:**

Joyce Hochstrasser/Joanne Fruzzetti

**Facilities:** Pat McCollem

**Membership/Hospitality:**

Josephine Abbott

**Newsletter Editors:**

Julia Blanchard/Jill Lillie

**Web Site:** Rose Perry

**Programming Coordinators:** Nancy Moynihan/Joyce Hochstrasser



## Greetings from Hanson

Hello ladies,

Oh, where did the weekend go? Our annual retreat was a welcome reprieve from this dismal winter and provided a wonderful opportunity to do some heavy duty sewing and spend fun time with each other. On top of that, it didn't snow! Kudos to our fabulous retreat committee—Julia, Libby, Erin and Tracey. Thanks so much for all you did to make this year's annual gathering one to remember! I hope you all enjoy the retreat pictures scattered throughout our February newsletter.

- Jill

## From the Chair

Quilting is a gift you give yourself.


Lots of quilting activity has been going on. A great class with Marge Tucker on improvisational quilting was enjoyed on January 27<sup>th</sup>. "This is so much fun" was heard from most of the attendees.

The guild retreat at the Plymouth 1620 February 8-11<sup>th</sup> with the theme "games" was a great success. The retreat team of Julia, Libby, and Erin did a great, creative job that included charming embroidered name tags by Erin. The retreat included a class by Pat Delaney on applique, games, prizes, and goodies, and comradery was enjoyed. Lots of quilting was accomplished too.

Many volunteers are needed. We still need a co-chair for the next quilt show and there will be board positions opening this spring. Please consider. These are opportunities to develop the guild.

The March 3<sup>rd</sup> meeting has an open sew scheduled.

- Tracey



### **Free Fabric!**

Jean Liben of Coastal Aprons in Hull has all kinds of scraps available for anyone who wants to pick them up. For more information, contact Jean at 781-264-6828 or [JVL51@comcast.net](mailto:JVL51@comcast.net).

- Pat McCollem



### **Meeting Dates**


Here are the meeting and event dates for our upcoming guild year. Meeting times are 10:15 AM – 2 PM.

March 3	Open Sew – Rose (extended time until 4:30 pm)
April 7	Scraps and Accuquilt – Joyce, Nancy, Erin
May 5	Annual Tea Party – Sue Warchal

### **Retreat 2019**

We have made reservations for next year at Hotel 1620. The dates for 2019 are Thursday Feb. 7 (for those of you want to come early) through Sunday Feb. 10. The room rate will remain the same.

- Joanne



### **UFO Challenge**

For those participating in the UFO Challenge for 2017-2018, we are only a few months away from completing all 6 projects. Though it wasn't planned this way, the projects have fallen in sequence! Since we had already determined that Project #6 would be due in May and in January we pulled Project #4 due in March, the remaining Project #5 will be due in April. There are the deadlines so now all we have to do is finish the projects! I will be away at a retreat for the March meeting so if you finish Project #4, please let me know. Happy Quilting!

- Joyce



## **Newsletter Submissions**

All guild members are invited to submit articles. They can be useful and entertaining, are newsworthy, and pertain to quilting in general, and Thimbles and Friends in particular. We request that you write your own articles and e-mail them to both of us no later than the 20<sup>th</sup> of each month to allow us time to review, edit if necessary, and format each article before distribution by the 25th.

- Jill and Julia



## **Out and About**

- Quilters Connection Biennial Auction  
April 23, 2018 Doors open 6:00 PM  
Bentley University  
LaCava Conference Center  
175 Forest St., Waltham, MA  
<http://www.quiltersconnection.org/>
- Vermont Quilt Festival  
June 22-24, 2018  
<https://vqf.org/>

### **Guild Website:**

<http://www.thimblesandfriends.org/>

Newsletter Note: Just click on the picture of any quilt to see the Web page it came from.

## **Charity Quilt Information**

If you are making Preemie quilts, they should measure 24" x 24". Isolette covers should measure 24" x 36" and must be backed with dark fabric to keep the light out.

As a reminder, all charity quilts should have a label indicating they are from *Thimbles and Friends Quilting Guild, Abington, MA*.

- Joanne F. and Joyce H.



## **Open Sew Day**

As you know, the March 3 program is an Open Sew! Let's keep that energy we felt sewing at the retreat going! Sue Warchal and I will provide two ironing stations, and two cutting mats. Bring your own rulers and rotary cutters, and anything else you need for your project. If you are at a loss for what to work on, the Raffle Quilt block is one option (if you haven't done yours yet); another option is a block for victims of the Thomas fires in California (purely voluntary). See Jeanne's Thomas Fire Block information below and give your completed block to her for mailing.

Don't forget to bring your lunch; water and drinks will be provided.

- Rose

## Thomas Fire Blocks


I am putting together a package of blocks to mail to the Ventura Modern Quilt Guild after the March meeting for the victims of the Thomas Fire in California. Here are the instructions if you would like to make any.

- Jeanne

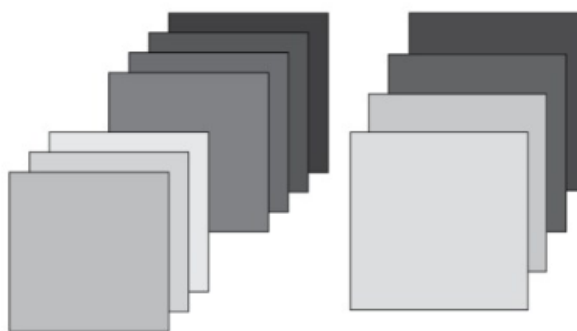
<http://www.venturamodernquiltguild.com/2017/12/11/thomas-fire-blocks/>

## Thomas Fire Relief Quilts

Thank you for joining us to give comfort to those who have endured the Thomas Fire.



12 1/2"



7 - 4 1/2"  
Squares

4 Dark  
3 Light


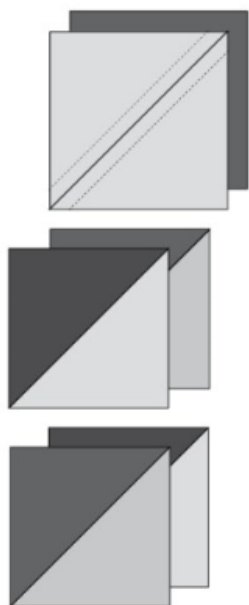
4 - 5"  
Squares

2 Dark  
2 Light

Draw a diagonal line on the back of both of the 5" light squares.

Place 1 of the light square on a 5" dark square, right sides together, and sew a scant 1/4" seam on both sides of the drawn line.

Cut on drawn line for to create 2 half-square triangles, measuring 4 1/2". Repeat with other set. You will end up with 4 half-square triangles (you only need 2, so you will have enough to make another block.)



Sew pieces together as illustrated using 1/4" seam allowance.



**Retreat 2018**











