



Thimbles & Friends Quilt Guild Newsletter

Volume 17 • Issue 5 January 2018

Inside This Issue

1. From the Chair
2. Meeting Dates
3. Freecycle Table
4. Retreat Reminder
5. Applique Class
6. Out and About
7. Marge Tucker Class
8. Pretzel Twist Quilt
9. Retreat News

Board and Committee Members 2017-2018

Chair: Tracey Philips

Vice-Chair: Jeanne Aurelio

Treasurer: Joanne Donovan

Treasurer Assistant: Cathy Hodges

Secretary: Pamela Kinsman

Charity:

Joyce Hochstrasser/Joanne Fruzzetti

Facilities: Pat McCollem

Membership/Hospitality:

Josephine Abbott

Newsletter Editors:

Julia Blanchard/Jill Lillie

Web Site: Rose Perry

Programming Coordinators: Nancy Moynihan/Joyce Hochstrasser



Greetings from Hanson

Good morning and Happy New Year to my Thimbles and Friends sisters-in-quilting!

Our annual retreat is rapidly approaching and rumor has it the Fun Committee as always will not disappoint. I don't know about anyone else, but my mental what-to-do-what-to-bring list is pushing its way to the forefront. I usually bring way more projects than I have time for and many go back home without ever having seen the light of day. But I do look forward to a weekend of socializing, fun and (maybe just a little) productivity...not to mention someone else to do the cooking! Our retreat is a highlight of our guild year and not to be missed. See you there!

- Jill

From the Chair

A colleague recently shared his mother's remarkable quilts at a diversity fair. I wish you could all see these hand sewn quilts that tell stories, both his mother's life journey and Laos's history. Laos, located geographically above Vietnam and next to Thailand, has a turbulent history of colonization, brief independence, wars, and Communist rule since 1975. Being Hmong in Laos, the minority that opposed the Communist regime, led to over 100,000 Hmong refugees. These pictorial quilts tell this story and the family's journey. The pictures were hand drawn, hand sewn with colorful threads, and even, consistent stitches. These amazing quilts, which hang flat too, took up to a year to complete. I hope the attached pictures can show how beautiful, colorful, and artistic these quilts are.

We have the upcoming class on the 27th with Marge Tucker. Please see the attached supply list. For this and Pat's class at the retreat, there will be a \$5.00 charge to offset the cost to the guild.

The retreat is fast approaching and will be fun, fruitful, and full of comradery. See Julia's summary elsewhere in this newsletter.

Happy quilting.

- Tracey

You will find Tracey's picture of the Hmong applique block to the left and pictures of the Hmong "story cloth" throughout the newsletter.



Freecycle Table

It is a NEW YEAR and time for a FRESH START!!!!!! Clean and organize your sewing room and take all that you wish to recycle to the FREecycle TABLE. No fabric is too ugly, no magazine is too old, and no thread is too cheap and cheesy. (I am thinking of making a craft project using old spools of thread so bring all of them in that do not work in your machine anymore or is too old to use.) The table will be open for business during both the January workshop and the February retreat. Thank you to all the eco-minded individuals who contribute.

Gina (Sew-Eco Friendly) Stone

Newsletter Submissions

All guild members are invited to submit articles. They can be useful and entertaining, are newsworthy, and pertain to quilting in general, and Thimbles and Friends in particular. We request that you write your own articles and e-mail them to both of us no later than the 20th of each month to allow us time to review, edit if necessary, and format each article before distribution by the 25th.

- Jill and Julia

Meeting Dates

Here are the meeting and event dates for our upcoming guild year. Meeting times are 10:15 AM – 2 PM.


Jan. 27	Modern Class – Marge Tucker (extended time until 2:30)
Feb. 8-11	Retreat at Hotel 1620 at Plymouth Harbor Machine Applique – Saturday with Pat Delaney
March 3	Open Sew – Rose (extended time until 4:30 pm if desired)
April 7	Scraps and Accuquilt – Joyce, Nancy, Erin
May 5	Annual Tea Party – Sue Warchal

Thank you to all our volunteers!!!

Retreat Reminder

Member's fee for the retreat this year is \$35 which covers a portion of the meals and must be paid prior to the retreat. If you plan to attend, please submit this amount to our treasurer, Joanne Donovan, by the next meeting, Jan. 27, 2018. If you will not be at the January guild meeting, please mail your check to Joanne.

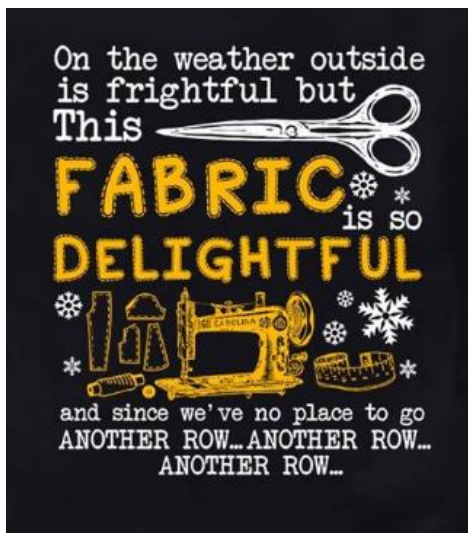




Out and About

Quilters Connection Bi-Annual Auction
April 23, 2018 Doors open 6:30 PM

Bentley University
LaCava Conference Center
175 Forest St., Waltham, MA
<http://www.quiltersconnection.org/>



Guild Website:
<http://www.thimblesandfriends.org/>

Newsletter Note: Just click on the picture of any quilt to see the Web page it came from.

Heart Flower Applique Class

It's always good to have new techniques at hand. Turned edge, machine applique is elegant and very finished. No fusible or raw edges are used, and the results are very like hand appliqué. We will learn how to handle all the appliqué challenges such as inner corners and sharp points all done by machine. Once mastered, virtually all appliqué designs can be done with heirloom quality by machine. See picture at left.

Supply List

Machine with blanket stitch, manual

Open toe foot

New, number 70 Microtex needle

Pencil, paper, sharpie,

Purple air release pen or blue water release pen (if washing)

Freezer paper

Optional: Alex Anderson's Print and Piece Fuse Light (I will have some)

Water spritz bottle or water brush

Glue stick water soluble, non-permanent

Paper scissors and sharp tip fabric scissors

Basic sewing supplies


Background fabric, light color, 11" x 16"

Small pieces of assorted colors (at least four)

Lightweight bobbin thread to match background (50 or 60 weight)

YLI invisible thread only (I will have some)

- Pat D.





Marge Tucker Class – Eel Grass and Eddies **(Improvisational Curved Piecing)**

Marge Tucker will join us on January 27 for an all-day workshop on improvisational quilting. Please plan on this day for inspiration, experimentation, and learning. Samples are to the left.

Supply List

Fabric:

For the sample quilt size (70 ½" x 80 ½"):

- 3 ½ yards background
- 3 ½ yards "print" (I used green and blue batiks)
 - OR 1 ¾ yard of TWO "prints"
 - OR 1/3 yard of TEN different "prints"

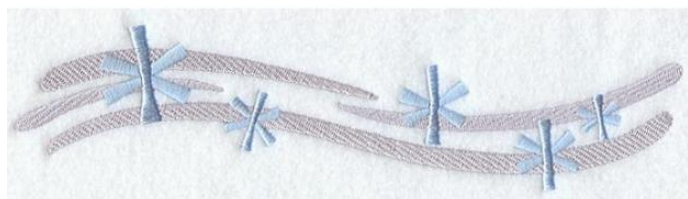
**If you are more interested in learning just the technique, please bring pieces of fabric that are cut 12" by 22" in at least two different colors, maybe 14 to 20 pieces.

Other Supplies:

- Sewing Machine and accessories (power cord, foot pedal)
- ¼" piecing foot for your machine
- Rotary cutter with a new blade
- Cutting mat (18"x 24")
- A clear acrylic ruler (6" x 24")
- Basic sewing kit (scissors, seam ripper, straight pins)
- Thread in a neutral cotton

Pretzel Twist Quilt

Several people had asked about the one of the quilts Jeanne Aurelio displayed in our show. For those who wanted to know, the pattern is Pretzel Twist. You can Google it for information about pattern availability and for other images of the pattern. Jeanne's lovely quilt is to the left.



Retreat News

I know everyone is looking forward to our annual quilt retreat at the Hotel 1620 in Plymouth. The dates are February 9 – 11, but there are a limited number of rooms for the 8th as well so if you want to come early, book your room as soon as you can. Here's what you'll need to know:

- Rooms must be booked by Jan. 8 to receive the Thimbles and Friends discount. Call soon!
- You may book your rooms online; our promotion code is Thimbles2018 (no space) so you can access the room rate of \$112 per night (that's for Thursday night also). Their website is: www.hotel1620.com.
- The hotel: Hotel 1620, 180 Water St, Plymouth, MA 02361. To call rather than book online the reservation number is 855-516-1090. The main number is 508-747-4900
- The Sewing room on Thursday will be available from noon to 11 PM. Friday and Saturday the room will be available from 7 AM to 11:30 PM and on Sunday from 7 AM to 6 PM.
- Unfortunately, the pool will be closed for repairs during our stay.
- The theme for this year's retreat will be Game Shows! No costumes, decorations, or skits—just a few games spread throughout the weekend, and with some, you won't even have to stop sewing.
- The Guild will be kicking in over half of the cost of the sewing room and meals. Member's fee for the retreat this year will be \$35. Please submit this amount to our treasurer, Joanne Donovan, if you will be attending the retreat.
- Contact forms will be available for everyone to place under their machine in the case of a medical emergency.
- Our vendor, Michelle Medeiros of Homestead Quilting, will come on Saturday after lunch. Please allow Michelle to complete her setup before shopping.
- We are going to continue the tradition of the Chocolate Swap. Place some yummy chocolate in a plain paper bag and staple shut. Don't forget to write "Chocolate" on it so you don't get it confused with the fabric!
- Fat Quarter Swap – The theme of the fat quarter swap will be Fun and Games. This could include novelty fabrics such as dice, cards, or anything fun! A pattern will be provided for something to make out of it since this is not a fabric you can easily slip into your quilt project (LOL). Again, put it in a labeled paper bag.
- Left-Center-Right - Another retreat favorite, the theme for this one will be Jewel-toned Batiks. Winner takes all!
- We're going to do a buffet this year for Saturday's luncheon, so meal selections will not be needed. A variety of salads and sandwich fixings will be available. Sunday's brunch buffet will stay the same.
- If you are the last person to leave the sewing room, please ask the front desk to lock up for the night.
- Don't forget to pack all your sewing equipment and projects, and of course the most important thing, underwear!

The retreat is a great time of fellowship, fun, and learning from each other. We can't wait to see what everyone will be working on!

- 2018 Retreat committee: Julia, Tracey, Erin, and Libby

