



# Thimbles & Friends Quilt Guild Newsletter

Volume 26 • Issue 6 January 2025

## Board and Committee Members 2024– 2025

**Chair:** Janice O’Gara  
**Co-Chair:** : Doris Furnis  
**Treasurer:** Julia Blanchard  
**Co-Treasurer:** Joanne Cummings  
**Secretary:** Deborah White  
**Charity:** Shirley McLeod  
**Facilities:** Pat McCollem  
**Membership/Hospitality:** Phyllis Barry  
**Newsletter Editors:** Taryen Shannon/Wendy Foley/  
 Deborah Hylander  
**Web & Social Media:** Sarah Norris  
**Programming Coordinators:** Wendy Moore, Wendy Foley  
**Principal Officer:** Wendy Moore  
**Guild Website:**  
<http://www.thimblesandfriendsquiltguild.org>

**Newsletter Note:** Click on any picture or the blue hyperlinks to see the Web page sources.



## We would love to hear from you!

All guild members are **invited** to submit articles for this newsletter. Please write your own articles and e-mail them to us no later than the 20th of the month to allow us time to process each article before distribution by the 25th. If there is no newsletter any month, we will save your article for a future publication.

- Taryen & Wendy F.


## 2024-2025 Meeting Dates

The Guild meeting dates have been confirmed for 2024/25 at The Abington Public Library. Meetings are scheduled from **10:15 AM** to 2:00PM:

January 4, 2024	<b>Mary Cannizzaro Trunk Show</b>
January 25, 2025	<b>Annual Charity Workshop &amp; Open Sew S. McLead</b>
Retreat Feb 6-9, 2025 (No Feb meeting)	<b>RETREAT !!</b>
March 1, 2025	<b>Janet Elia Spiffy Binding</b>
April 5, 2025	<b>Video Presentation: Why Quilts Matter-What is Art ?</b>
May 3, 2025	<b>Annual Tea Party</b>



## **From the Chair**



Just like that it's over for another year. Now to wish everyone I see , a Happy New Year. May all my sewing Sistahs have a happy, healthy and prosperous 2025. But wait I have more...

While preparing for Christmas I had the strongest urge to sew...how can that be? I have wrapping to do, adding my own little bling to each package. But this urge seemed to have grown each day while attending to the holiday preparations. The decorating, the Amazon shopping, the MENU, Still the urge grows. I had very little time to enjoy sewing. Although Karen Brown from Just Get It Done suggests a half hour if that's all you get, but please don't tease me.

The day after Christmas is the arrival of my sister-in-law. Here visiting from New York until January 4th.

Sure, it's fun, I adore her and only see her twice a year. But still, I just want to sew.

So, looking forward to January 5th...what are the chances that this desire to sew will continue to grow, or just fizzle out? You can bet on me sewing.

- *Janice O'Gara*



## **Membership and Hospitality**

We currently have 40 members, which is our limit. If you know of anyone who would like to join our guild, please have them contact me Phyllis Barry via email: [pbarry1022@comcast.net](mailto:pbarry1022@comcast.net) and I will put them on the waiting list.

### **INCLEMENT WEATHER PHONE TREE**

I will be emailing an updated phone tree to use in case of a storm that would necessitate cancelling a meeting. The library would also be closed. Please take note of the members that you are assigned to contact or who will be contacting you. Hopefully we won't need to use it!

### **HOSPITALITY**

Please send me an email (or text me at 617-833-9176) if you or you know of another member who is ill, planning surgery or has had a family member pass away. I will send out a card from the Guild and notify other members of any information you pass on to me.

Thank you.

- *Phyllis Barry*

*Pbarry1022@comcast.net*







### **From the Programming Chairs**

Mary Cannizzaro from Cannizzaro Creations in Rockland will offer a trunk show **at the January 4 meeting.**

We are a mother-daughter team. Our collaboration and design styles keep evolving. We specialize in quality results for our customers.

Our first book, *Beyond the Tee* has been published by C&T Publishing and is one of our featured products here.

Mary has years of experience working for high end interior designers as their drapery workroom specialist; designing commission quilts; quilting on domestic and long arm machines; and teaching classes. Her award-winning quilts have been exhibited in many shows including the Houston International Festival.

Jen is a quilter, graphic designer, teacher...and those are just a few areas of focus. Her background in math makes her exacting and organized in her artistic and quilting work.

Our quilting experience is extensive. Our teaching style is to convey the information in a clear, concise and enjoyable format.

She will also have some items for sale. Hope to see everyone there.

- *Wendy M. and Wendy F.*



I am working on the sample for the buck a block. I will have the samples at the first meeting in January and the tone-on-tone fabric at the second meeting with the directions.

- *Sue-Ellen*

## Retreat News From The Fun Committee

Our February retreat is coming up soon!! As you know our theme is **UFOs**—both spaceships and unfinished projects. Bring at least one UFO to finish or at least work on. On Saturday night we'll have a show and tell to show off your progress. You may win a prize for your efforts!



### Games

*All games are optional.*

Chocolate Swap – Bring a quality piece of chocolate (bar or larger) in a paper bag to swap

LRC Game: there will be three games, which you can play any of. Bring three each:

Two-dollar scratch tickets

Fat quarters: red, white, and blue (any combo)

Dollars

### Vendor

Christine at Quilter's Corner in Sandwich will come on Friday at 2:00. Please allow her to set up completely before approaching.

### Food

Feel free to bring snacks and beverages to share.

On Friday night for those who wish to participate, there will be pizza ordered .

Saturday Luncheon provided.

Sunday a brunch will be provided.

### Other Stuff

A schedule of events will be provided.

Swap/freecycle table: bring sewing items you no longer need for people to take. Remember that you must take back anything that remains

Janice will do a Rope Bowl demo on Saturday morning at 10:30! See her article for more information.

### Can't wait to see you there and have a BLAST!

- *Julia Blanca, Claudia Cummings, Karen Howard, Patty Graham, Erin Yunits,*





- Wendy M

If you are planning on staying at the hotel, please ensure you make your reservations by January 7. I cannot guarantee the discount after that date.

Everyone received in the mail a letter with the amount due for the retreat. If you have not sent the amount due for the retreat, please do so as soon as possible.

Please recall, the bistro will likely not be open. We will have microwave available in the sewing room near the food “goodie” table. There are refrigerators in every room. If you are a commuter, you are welcome to bring a cooler.

If you have any questions about the hotel, please contact Wendy Moore

# 774.222.5936



### Rope Bowl Supplies for the retreat

You will need a **size 16 denim needle** and your machine to be able to do zig zag and some strong pins. I like using matching thread but feel free to use your favorite color

If you have any questions, please feel free to text or email me.

This is rope that I have used for bowls. This is at [Walmart](#)



I also use rope from the Mt. Thread company.

[Rope — Shop — The Mountain Thread Company](#)

- Janoce O’Gara




## *From The Members*

How about a good movie? If you have Netflix, been out and it's really good...

The Six Triple Eight. Starring Kerry Washington.

- *Claudia*



I have a book recommendation:

The Women by Kristen Hannah

Women can be heroes. When twenty-year-old nursing student Frances "Frankie" McGrath hears these words, it is a revelation. Raised in the sun-drenched, idyllic world of Southern California and sheltered by her conservative parents, she has always prided herself on doing the right thing. But in 1965, the world is changing, and she suddenly dares to imagine a different future for herself. When her brother ships out to serve in Vietnam, she joins the Army Nurse Corps and follows his path. (from Goodreads.com)

This book was great. It gave me a different perspective of Vietnam. I don't think a lot of people think about the women who went to Vietnam.

- *Wendy F.*

-

I am finishing up another great book. Lady Clementine, by Marie Benedict.

Lady Clementine was the wife of Winton Churchill, by 10 years his jr. Although Winston Churchill was well known for his efforts during both WWI and WWII, she was the strong wise encouraging woman behind him, or should I say beside him.

Always a great woman behind a man.

- *Janice*

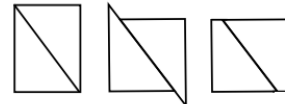
# Calculating Yardage

YouTubeVideo <mailto:https://youtu.be/ROlh184-Mw?si=tbsJYnxaIdOa-dAo>

## Calculating Yardage for Diagonally Pieced Quilt Back

Here's a neat, fabric-efficient technique to use when making a quilt backing that is 1½ times wider (or less) than your backing fabric. (That would be a maximum of about 62" wide, based on fabric that is 42" wide.)

The technique is simple: cut the fabric corner to corner; slide one piece down until the combined width is your desired width (+1" for seam allowances). Stitch that diagonal seam and trim off the excess triangles at the top and bottom.



Cut, slide, sew & trim.

The math is a bit tricky so we have created this handy worksheet. In Adobe Reader, fill in the first three colored boxes, and the form will do the math for you! Or, print the sheet out and follow the instructions below.

1. Fill in the three boxes below. (Quilt back length & width is not the finished quilt size, but the length/width required before quilting.) Transfer those numbers to the same colored boxes where they appear elsewhere on the sheet.

Desired Quilt Back Width + 1"  Desired Quilt Back Length   
 Usable Fabric Width

2. Complete the math to fill in the boxes below. Transfer the number from the last box as indicated.

-  =   
 ↓  
 x  =

3. Complete the math to fill in the boxes below. Transfer the figure from the colored box as indicated.

2 x  =   
 ↓  
 -  =

4. Complete the math to fill in the boxes below. Round up the backing fabric yardage required to the nearest ¼ yard.

÷  =  +  =  inches  
 ↓  
 Backing Fabric Yardage Required  yards

Created for Jinny Beyer based on a formula originally shared by John Flynn ([www.flynnquilt.com](http://www.flynnquilt.com)).

 **JINNY BEYER STUDIO**  
 776F Walker Road • Great Falls, VA 22066  
[www.jinnybeyer.com](http://www.jinnybeyer.com) • 866.759.7373

- Bev C

## [Two Habits that will make you a Master Sewing Machine Troubleshooter](#)

Article goes over problems we run into like these use the hyperlink in the title to read the full article.



- Wendy M

## [NEW ENGLAND QUILT MUSEUM \(neqm.org\)](http://neqm.org)

# Upcoming Exhibitions

### PLEASE NOTE:

**The NEQM is Closed for Winter Maintenance  
December 29, 2024 through January 13, 2025**

The NEQM is Closed for Winter Maintenance  
December 29, 2024 through January 13, 2025

**ON VIEW JANUARY 14 THROUGH MAY 3, 2025**

Fierce Planets

A SAQA and Johns Hopkins Wavelengths Global Exhibition

**ON VIEW JANUARY 14 THROUGH MARCH 29, 2025**

Just Wanna Copyright for Makers

**ON VIEW APRIL 1 THROUGH JUNE 21, 2025**

Mary Kerr's "Make Do" Quilts

**ON VIEW MAY 6 THROUGH AUGUST 9, 2025**

Quilts Japan: The 17th Quilt Nihon

**ON VIEW AUGUST 12 THROUGH SEPTEMBER 6, 2025**

Summer Celebration of New England Quilts

The Best of the Region's Quilt Guilds

**SEPTEMBER 9 THROUGH DECEMBER 27, 2025**

A Walk In The Woods: Quilt Artists Respond to Nature

To Every Season: Works by Salley Mavor

Susan Gaylord's Spirit Books





