

THIMBLES & FRIENDS QUILTING GUILD

Volume 3 Issue 3


May 2003

May Meeting

Our May meeting will be a busy one! You won't want to miss it. We'll see the "I know what you did last summer" challenge quilts (better get busy ladies...time is running short!) We'll have a brief report by the people who went to Pennsylvania (sadly inclement weather forced the cancellation of the Sturbridge day trip). We must elect our Board members for the next 2 years and process membership renewals. And, most important, we will discuss the quilt show. And don't forget that May is a Show & Tell month...bring your quilt items to share.

Inside this issue:

May meeting
Our Retreat
Membership renewal
Quilt Show Update
Show Entry Form
Nancy Prince
To be judged
From the Board
Next Raffle Quilt
Guild Officers
Election Information
Mission Statement
Schedule 2003-2004
Charity Workshop
Tips



May is Membership Renewal Month

Members are asked to renew their membership for next year at the May 3 meeting. If you cannot make that meeting but intend to renew your membership, please send your membership renewal along with another member or mail it in. Membership dues are \$25 for the year and checks should be made out to Joyce Hochstrasser or Sandy Brawders. To mail your membership, please send it to: Thimbles & Friends Quilt Guild, c/o Newberry, 728 Auburn St, G4, Whitman, MA 02382 by May 3, 2003.

Paula Whalen has volunteered to be in charge of our waiting list. If any openings occur, she will notify the next person on the list so they can become involved in the Guild ASAP.

It is especially important this year that we know what our membership will be as we prepare for production of our quilt show.

Our Retreat is Advancing!!!

For the guild members who were able to attend the second annual Thimbles & Friends Retreat weekend at the Seacrest Inn, a little thing like mounting snow drifts and freezing winds couldn't keep us down! There was much fun, sewing, laughter, food, and sharing during the weekend, which included as a highlight a wonderful presentation on physical therapy for quilters from our guild members Sandy Brawders and Wendy Moore. It was terrific to see guild members helping each other baste a quilt, figure out a difficult pattern, encourage a new technique, etc. On Sunday it was impressive to see how much people had gotten done. Sunday also marked the appearance of our new "mascot," ...the "Iron Man." (you really had to be there to appreciate this, but there are photos floating around!!)

Pat Kriensky, assisted by a couple of other guild members, is busily checking out other possible locations for our retreat in 2004. We're thinking we might want to try a change of location, so the scouting includes sites around Plymouth as well farther north (Maine beckons!!!). More details will be available soon!



Quilt Show Preparations

Recently a few of our guild members went to the Rhododendron Quilt Show. When asked how it was their response was, Our show will be here sooner than we think! That's so true, so here is a review of some of the things we need to be working on in the next few months.

If you didn't have a mini-quilt ready at the March meeting, please try to contribute one. We'd like to have a mini for the auction from each guild member. If you have questions on this, please see Karen Bozek or Claudia Cummings.

Very soon we will be soliciting our show book advertising. If you know of someone who might want to put an ad in our show book, please let Louise Wilson know.

Our vendor list is being finalized. Most of our vendors have offered donations of door prizes. The one big job for the quilt show that has not been adopted is coordinating the door prizes. This can be really fun and most of the work is done before the show itself. This coordinator will be given all of the info on the people who have said they will contribute so they can be contacted. In addition, we have a list of other companies you can contact. Please consider taking this job on and its really not that difficult or time-consuming.

The "I know what you did last summer" Challenge quilts are due at our next meeting. This challenge and the one from last year will each be featured in a special area of our show.

From now until August Joyce Hochstrasser will be accepting our quilt registry forms. It is **VITALLY IMPORTANT THAT YOU INCLUDE THE MEASUREMENTS** of your quilt on the form. Also, if you want your quilt included in the professional judging, please indicate this on the registry form. A copy of the registry form is enclosed in this newsletter. Feel free to make copies of it. Also, copies will be available at the May meeting.

We are still planning the layout of the quilt show, but will need to have more people white gloving this year as it is likely we'll have quilts in 2 locations (both the cafeteria like last year and the middle of the vendors area in the gym). Also, we need to be more vigilant this time around to help protect our vendors against shoplifting.

At the May meeting we will take a tally of how many tables we are going to need to rent. If you are in charge of an area at the show that is going to need tables and chairs, please think about your needs before our meeting on May 3.

Also at the May meeting we will adopt the categories for the judging at the show (please see article about show judging).

Please remember to pick up some show cards to take to your "adopted shop" over the summer. If you need more, contact Wendy Moore.

Board of Directors Consultations

At it's March meeting, the Board discussed membership and participation in the Guild. While it is understood that family or work obligations sometimes get in the way of attendance at Guild meeting, participation in the meetings and activities of the Guild is important if members are to feel "in the loop." While we try to share information through the newsletter, sometimes you really only know what is going on if you come to the meetings. The Board did not feel that instituting attendance requirements is appropriate for the Thimbles and Friends Guild. However, it was decided that mandatory participation in the quilt show is appropriate. In other words, if you are a member you are expected to participate, in some form, in the production of the bi-annual quilt show. The Board also decided to update our mission statement, a copy of which is enclosed with this newsletter for your information.

Thimbles and Friends Quilt Show Entry Form

"The Story is in the Stitches"

October 2003

South Shore Vo-Tech High School, Hanover, MA

Please complete one entry form for each entry that you wish to enter in the our quilt show. Take a picture of each piece to be entered and attach it to each form that you enter. If you submit multiple entries, please label your forms in order of your preference. We will use as many items as space permits. Please return this form to: Joyce Hochstrasser, 40 Walnut Street, Whitman, MA 02382 **no later than August 25, 2003**. Due to the large amount of work that it takes to enter all the entry forms into the computer and the time restraints for printing of the show book,

I will NOT be accepting any entry forms at the September or October meeting. I will accept them anytime between now and the August deadline via hand delivery, mail or email. Any questions, please give me a call at 781-447-1331 or email thequiltedclock@attbi.com. **Regarding unfinished projects, please do not submit an entry form for unfinished projects unless you can commit to finish them by the October 2003 quilt show.**

Name _____

Address _____

Telephone/email _____

Title of the quilt: _____

Size of quilt: (most important for display purposes): Width _____ x Length _____

Type of quilt (bed, wall-hanging, mini, other): _____

Does your quilt fit into one of these "theme" categories? If yes, check one. If no, check none.

Embellishment Challenge '02 ___ "Last summer" Challenge '03 ___ Christmas ___ Patriotic ___

Color(s): _____

Check all that apply:

Hand pieced ___ Machine pieced ___ Hand appliquéd ___ Hand quilted ___

Machine appliquéd ___ Machine quilted ___ Tied ___ Original design - Yes ___ or No ___

Source of Pattern _____

Description: Please write a few words that can be printed and attached to the front of the quilt to describe your work and for inclusion in the showbook, like the reason for the pattern, use of technique, inspiration, etc. _____

Would you like your quilt judged? Yes _____ No _____



To be judged or not to be judged!!!

Mary Walters, who gave us feedback on our challenge quilts last year, will serve as our quilt show judge in October. Having a quilt included in the judging is optional. Because we are a relatively small guild, we thought broad categories would be better than specific ones. Mary suggested the following as possibilities: best hand quilting, best machine quilting (non-commercial), best use of thread, best use of color, best pieced, best appliqué, best use of theme, best use of embellishment, etc. At our May meeting we will discuss these and take other suggestions and come to a decision about what our categories will be. We will probably also want to include a judges choice award, a viewers choice, and the vendors choice. In addition, we will give Mary the criteria for both of our challenges and she will judge those as well. Please don't be shy about entering your quilts in the judged section of the show & the point of judging is to get objective feedback so you can know what you are doing well and where you might want to improve. Many times guilds use those suggestions for improvement as the basis to plan future programs.

The judging will take place the week before our show. We will be looking for volunteers to help Mary (people to turn each quilt as they will be piled on a table, people to take notes of her comments, etc.). This will take place on Monday, Oct. 13 (Columbus Day). If you're available and want to help, let Linda Newberry know at the May meeting.


CRAZY, MAN!

Our next raffle quilt, to premier at The Quilters Gathering 2004, will be a crazy quilt. In preparation for this, at our November 2003 meeting we will have a workshop with Jan Banander. She will show us embellishment techniques, using prepared kits. The Board decided that the Guild will pay for a kit for each guild member. Out of the kit, each member is asked to complete one block for the raffle quilt. These blocks will be due at the May 2004 meeting, when they will be given to Karen Bozek and Paula Whalen, who will put the quilt together over the summer of 2004. More details to come!!

The Lady is a Prince

The Board is very excited to announce that we will be having thread painted expert Nancy Prince teach 2 half-day workshops for us in May 2004. Nancy was featured on an episode of *Simply Quilts*, where she demonstrated both the methods of thread painting she will be teaching us. Nancy's quilt, *Country Roads*, won first place in the Quilts and Crafts category at Bernina University and also won Viewer's Choice at Quilt Fest. Her quilt, *2 Meeting Street*, was accepted into the International Quilt Festival in Houston.

Country Roads also won 1st place in Traditional Wall Hanging Other at Road to California. She just received word that another of her quilts has been juried into Paducah this spring. Many more details to come, but in the meantime, visit her website at www.nancyprince.com.



2004 to begin with Charity Workshop

Our first meeting of 2004 will focus on a hallmark of the Thimbles & Friends guild as we will host our annual charity quilt workshop. There won't be an organized pattern or instruction; you can choose your own design. We know how wonderful the zig zag quilts were this year and that would be an excellent choice. You may want to cut a 6 inch width-of-fabric piece off of each piece of fabric you use this year and set it aside for the charity quilt. This year's recipient is another hospice (details to be announced later).



It's Election Time Again

We will have our bi-annual election of our Board officers at the May meeting. Please try to be sure to attend the meeting so you can vote on our officers who will plan the guild's activities for the next two years. Any one is welcome to put their name in for consideration of any post.

At the March meeting a sign up sheet was circulated for those people interested in being on the ballot for the election of Board members that will take place at our May meeting. The constitution of the Board will remain the same: 2 co-chairs, 2 co-treasurers, 2 planning coordinators, 2 members-at-large, one secretary, one newsletter editor. All of the current members expressed willingness to serve again. Anyone else who would like to have their name put on the ballot may do so at the May meeting. The election will take place during the May 3 meeting. You must be present to vote.

Officers for 2002 - 2003

Co -Chairs
Carolyn Anderson
Nance Moynihan


Secretary
Linda Newberry

Co-Treasurers
Sandy Brawders
Joyce Hochstrasser

Members-at-large
Karen Bozek
Claudia Cummings

Co-Program Coordinators
Pat Kriensky
Diane Piechowski

Newsletter Editor
Paula Whalen



A Cut Above (BH&G Quilting Ideas Winter 2002)

GO WITH THE GRAIN

When it comes to invention, the rotary cutter is about the best thing since sliced bread. You can cut out strips squares, triangles, and diamonds in a fraction of the time it would take to cut pieces individually with sewing shears. The key is to square up your fabric before you make the first cut.

Before you cut your fabric, be sure you're cutting with the grain. One of more straight sides of each pattern piece should follow the fabric's lengthwise or crosswise grain.

The lengthwise grain, parallel to the selvage (the tightly finished edge), has the least amount of stretch. Crosswise grain, perpendicular to the selvage, has a little more give. The edge of any pattern piece that will be on the outside of a block or quilt should always be cut on the lengthwise grain. (Do not use the selvage of a woven fabric in a quilt. When washed, it may shrink more than the rest of the fabric.)

To cut border strips for projects larger than 42" in length or width, cut strips the width (crosswise grain) of the fabric and piece them to use the least amount of fabric. If you prefer unpieced border strips, cut on the lengthwise grain, you'll need to refigure fabric amounts to allow for the extra fabric needed.

BE SQUARE

Lay fabric right side down on the cutting mat with one selvage edge away from you. Fold the fabric in half with the wrong side inside and selvages together. Fold the fabric in half again, aligning the folded edge with the selvage edges. Lightly hand-crease all the folds. Now you're ready to begin rotary cutting. Just remember to retract the super-sharp blade whenever you're not cutting. And keep your cutter out of the reach of children.



Thimbles and Friends Quilt Guild
Mission Statement and Guidelines

The name of the guild shall be "Thimbles and Friends Quilt Guild". The purpose of the guild is to meet to exchange quilting ideas, share techniques, and sew together in a friendly group atmosphere. One annual focus of the guild is some charitable work.

The logo for Thimbles and Friends is a pieced heart and a thimble. Each guild member will receive a pattern to make a name badge of a pieced heart with a thimble charm.

Thimbles and Friends is a member of the New England Quilt Museum Auxiliary.

Membership dues are payable at the May meeting each year for the following year. Membership will be limited to 30. Dues are \$25.00 per year. Members may bring an occasional guest, but not to every meeting. Membership dues are non-refundable and are not pro-rated. Memberships are non-transferable. A membership waiting list will be maintained, if it becomes necessary.

Thimbles and Friends meets at the Abington Public Library, normally on the first Saturday of every month from September-May. Meetings begin promptly at 10:15 am. (members are asked not to request that library staff let them into the building prior to 10 a.m.) and end at 12:30 p.m. All members will participate in making certain that the meeting room is in a clean condition at the end of each meeting. The focus of the meetings is to sew together, either on individual or group projects. Periodically, there will be a planned program. It is expected that members will be active in their membership, attend meetings regularly unless there are extenuating circumstances, support the activities of the guild. Guild members reap the benefits of membership through development of relationships, classes and workshops offered, participation in special events such as retreats, field trips, etc.

There will be a biannual quilt show. Each member is expected to fully participate in the show, both by submission of items for display and by taking responsibility for some aspect of the show. All members are required to participate in set up and take down of the show and to provide some type of service during the show itself (white gloving, manning raffle table, etc.).

Refreshments will not be provided by the Guild. If members wish to bring light refreshments with them, they are welcome to do so.

A membership list and snow chain will be maintained. For those members on e-mail, an e-mail mailing list will also be maintained. A newsletter will be published periodically.

An Executive Board will consist of the two co-chairs, co-treasurers, secretary, co-program coordinators, newsletter editor, and 2 members-at-large. The term of these offices shall be for two years.

The co-chairs will preside at all Board meetings as well as Guild meetings. The co-treasurers shall have custody of all Guild funds and be its general collecting, disbursing and accounting officers. The secretary shall perform all necessary correspondence on behalf of the Guild, keep notes of Board meetings, constructing draft agendas for both Board and Guild meetings for the Board's approval, and provide a brief annual summary to the Board at the end of each year. The co-programming coordinators solicit suggestions for programs, research programs, make arrangements, etc. The newsletter editor collects information from all Board members and guild members for the newsletter, prints and distributes same. The two at-large members assist the other Board members as necessary.

MEETING SCHEDULE: for 2003—2004

- September 13 — 2003 Welcome Back, Show & Tell, Quilt Show Preparation
(please note that our first meeting will be on the SECOND Saturday of September)
- October 4 - Last minute Quilt Show prep
- October 17 6—10 p.m., Quilt show set up all members need to be present
- October 18 & 19— QUILT SHOW
- November 1—Crazy Quilt Embellishment Workshop with Jan Banander.
- December 6—Holiday Party, Show & Tell, Announcement of 2004 challenge
- January 3— TBA Charity Workshop???
- February 7 - TBA Louisa Smith or Retreat???
- March 6 - TBA Louisa Smith or Retreat???
- April 3 - Quilt Display and Demonstrations at Abington Library, Challenge Quilts due.
- May 1 - Thread Painted Landscapes—Nancy Prince
Crazy Quilt Pieces due.

NEWSLETTER INFO

Do you have info you think the guild members would be interested in? Do you know of someone who does excellent quilting for hire? Have you read a particularly good quilting book lately? Share it in the newsletter! Please feel free to give Paula Whalen the information or send it to her via e-mail at pjwhalen@verizon.net, at least 3 weeks in advance. Also, please feel free to offer any feed back on the newsletter format. Did I leave anything out? Is there something you think I should add? Thanks for you input.
Paula J. Whalen. newsletter editor.